

Peninsula AMCL BDBL Unit Fund One
Unaudited Financial Statement
As on December 31,2021

Peninsula AMCL BDBL Unit Fund One

Statement of Financial Position

As at December 31, 2021

	Notes	31.12.2021 Taka	30.06.2021 Taka
ASSETS			
Cash and cash equivalent	5	6,935,054	21,117,903
Accounts Receivable	6	1,821,452	11,518
Preliminary Expenses	7	752,365	1,074,307
Investment in marketable securities	8	256,027,377	239,575,484
Advances, Deposit & Prepayments	9	168,338	293,673
Total Assets		265,704,586	262,072,885
EQUITY & LIABILITIES			
Unit Capital Fund	10	191,909,190	190,098,900
Unit Premium/(Discount)	11	10,136,589	9,446,869
Fair value reserve (Unrealized Gain)		18,830,538	7,808,553
Retained earnings	12	43,085,861	53,001,131
Total Equity		263,962,178	260,355,453
Liabilities			
Liabilities for expenditures	14	1,468,908	1,443,932
Provision for investment	16	-	-
Other liabilities	13	273,500	273,500
		1,742,408	1,717,432
Total equity & liabilities		265,704,586	262,072,885
Nav at Cost Value	15	12.77	13.29
NAV at Market Value	15	13.75	13.70

These financial statement should be read in conjunction with the annexed notes



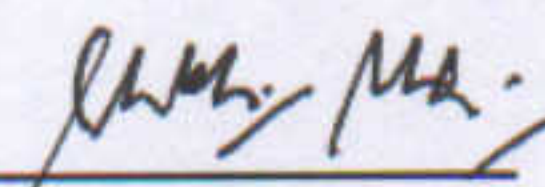
Chairman, Trustee

Investment Corporation
of Bangladesh



Member, Trustee

Investment
Corporation of
Bangladesh



Asset Manager

Peninsula Asset
Management Company
Limited


Peninsula AMCL BDBL Unit Fund One
Statement of Comprehensive Income (Un-Audited)
For the period from 01 July 2021 to 31 December 2021

	Notes	01.07.2021- 31.12.2021 Taka	01.07.2020- 31.12.2020 Taka	01.10.2021- 31.12.2021 Taka	01.10.2020- 31.12.2020 Taka
Income					
Interest income	17	609,707	633,214	334,237	193,143
Investment income	18	16,768,332	12,941,247	2,173,489	12,643,425
Dividend Income	18	5,741,250	4,227,177	2,488,271	1,268,356
Other Income		-	-	-	-
Total Income		23,119,289	17,801,638	4,995,997	14,104,924
Expenditure					
Management Fee	14	2,697,419	2,007,348	1,386,417	1,058,938
Trustee Fee		129,960	94,066	67,223	49,830
Custodial Fee	14	119,272	76,014	58,339	43,478
Amortization of pre-operating expenses	7	321,942	321,942	160,971	159,221
Bank Charge & excise duty	19	36,611	36,156	36,381	35,236
Fund's annual fee		129,960	94,066	67,223	49,830
Audit fee	14	8,696	14,493	4,348	7,168
CBDL Expenses		41,720	23,337	25,085	22,805
Other Operating Expenses	20	83,650	129,758	55,500	63,027
Total Expenditure		3,569,230	2,797,180	1,861,487	1,489,533
Profit/(loss) before Provision and tax		19,550,059	15,004,458	3,134,510	12,615,391
Provision for diminution in value of investment			25,459,539		19,351,705
Profit/(loss) before tax		19,550,059	40,463,997	3,134,510	31,967,096
Provision for tax		-	-	-	-
Net profit/(loss) after tax		19,550,059	40,463,997	3,134,510	31,967,096
Earning Per Unit		1.019	2.129	0.163	1.682

Statement of Other Comprehensive Income

Net comprehensive profit for the period	19,550,059	40,463,997
Other comprehensive income:		
Unrealised Gain on Investment	11,021,985	5,274,453
Total Comprehensive Income	30,572,044	45,738,450

These financial statements should be read in conjunction with the annexed notes.



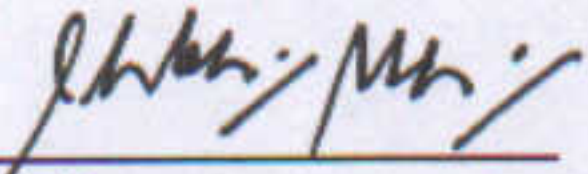
Chairman, Trustee

Investment Corporation of Bangladesh



Member, Trustee

Investment Corporation of Bangladesh



Asset Manager

Peninsula Asset Management
Company Limited

Peninsula AMCL BDBL Unit Fund One


Cash flow Statement For the period end December 31, 2021

	01.06.2021 31.12.2021 Taka	01.07.2020- 30.06.2021 Taka
A) Cash flows from operating activities		
Net profit/(loss) before tax	19,550,059	40,875,831
Items not involving movement of cash		
Depreciation	-	-
Provision for diminution in value of investment	-	-
	<u>19,550,059</u>	<u>40,875,831</u>
Operating profit/(loss) before working capital		
Changes in working capital:		
Decrease/(increase) in current assets:		
Accrued Income	(1,809,934)	414,420
Preliminary Expenses	321,942	638,634
Advances, Deposit & Prepayments	125,335	(250,179)
	<u>(1,362,657)</u>	<u>802,875</u>
(Decrease)/increase in current Liabilities:		
Other liabilities	-	-
Liabilities for expenditure	24,976	504,710
	<u>24,976</u>	<u>504,710</u>
	<u>(1,337,681)</u>	<u>1,307,585</u>
Cash flow from operating activities	<u>18,212,378</u>	<u>42,183,416</u>
B) Cash flows from investing activities		
Investment in marketable securities	(5,429,908)	15,617,105
Net cash flow/ (used in) investing activities	<u>(5,429,908)</u>	<u>15,617,105</u>
C) Cash flows from financing activities		
Dividend paid	(29,465,330)	-
Unit Premium/(Discount)	689,720	-
Unit Capital Fund	1,810,290	(190,098,900)
Net cash flow from financing activities	<u>(26,965,319)</u>	<u>(190,098,900)</u>
Net (Deficit)/Surplus in Cash and Bank Balances for the Year (A+B+C)	(14,182,850)	(28,963,498)
Cash and Bank Balances at beginning of the period	21,117,904	50,081,401
Cash and Bank Balances at the end of the period	<u>6,935,054</u>	<u>21,117,904</u>



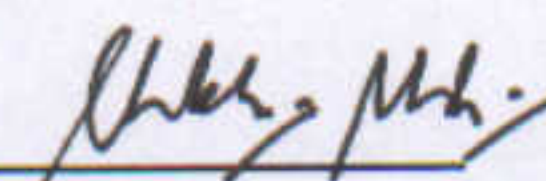
Chairman, Trustee

Investment Corporation
of Bangladesh



Member, Trustee

Investment Corporation of
Bangladesh



Asset Manager

Peninsula Asset
Management Company
Limited


Peninsula AMCL BDBL Unit Fund One

Statement of Changes in Equity For the period end December 31, 2021

Particulars	(Amount in Taka)				
	Unit Capital Fund	Unit Premium	Retained Earnings	Fair Value Reserve (Unrealized Gain)	Total equity
Balance at July 1, 2021	190,098,900	9,446,869	53,001,131	7,808,553	260,355,453
Issued share capital	-	-	-	-	-
Unit Premium	1,810,290	689,720	-	-	2,500,010
Fair Value Reserve (Unrealized Gain)	-	-	11,021,985	-	11,021,985
Dividend Paid for the year 2021-2022	-	-	(29,465,330)	-	(29,465,330)
Net profit/(loss) for the year	-	-	19,550,059	-	19,550,059
Balance at December 31, 2021	191,909,190	10,136,589	43,085,861	18,830,538	263,962,178
Balance at July 1, 2020	190,098,900	9,446,869	(38,793,777)	-	160,751,992
Fair Value Reserve (Unrealized Gain)	-	-	-	7,808,553	7,808,553
Unit capital issued/redeemed	-	-	-	-	-
Unit Premium	-	-	-	-	-
Dividend Paid for the year 2020-2021	-	-	-	-	-
Net profit/(loss) for the year	-	-	91,794,908	-	91,794,908
As at June 30, 2021	190,098,900	9,446,869	53,001,131	7,808,553	260,355,453


Chairman, Trustee

Investment Corporation of Bangladesh


Member, Trustee

Investment Corporation of Bangladesh


Asset Manager

Peninsula Asset Management Company
Limited

	31.12.2021 Taka	30.06.2021 Taka
5 Cash and cash equivalent		
<u>Cash at Bank:</u>		
South East Bank Limited	2,524,512	1,645,223
South East Bank Limited	1,873,294	15,903,183
South East Bank Limited	3,926	2,414
South East Bank Limited	57	437
South East Bank Limited	770	1,336
<u>Cash with brokerage house:</u>		
BO Account Cash Balance	2,532,495	3,565,310
	6,935,054	21,117,903
6 Accounts Receivable		
Opening balance	11,518	425,939
Add: Addition during the Period	2,419,640	888,841
	2,431,159	1,314,780
Less: Adjust during the period	609,707	1,303,261
Closing balance	1,821,452	11,518
Dividend Receivable	1,821,451	11,518
	1,821,451	11,518
7 Preliminary Expenses		
Opening balance	1,074,307	1,712,941
Less: Amortization	321,942	638,634
	752,365	1,074,307
8 Investment in marketable securities		
Investment in listed securities - at market	256,027,377	239,575,484

All equity investments are measured at fair value in the statement of financial position, with negative value changes (unrealized loss) recognized in profit or loss account on aggregate portfolio basis. However for equity investments for which there are positive value changes (unrealized gain) on aggregate portfolio basis is recognized in the other comprehensive income statement.

As of December 31, 2021 Cost value of total portfolio was Tk. 215,065,839. Unrealised gain on aggregate portfolio basis is Tk. 18,830,538 and has been included in the statement of other comprehensive income. Amount excess over required provision has been release in statement of comprehensive income.

A schedule of detailed investment in listed marketable securities is given in Annexure - A

9 Advances, Deposits & Prepayments

Opening Balance

Addition during the period:

Advance Trustee Fee

Advance Fund Annual fee

293,672

43,493

134,586	222,014
-	470,119
134,586	692,133
428,258	735,626

Adjustment during the period:

Advance payment to ICB as trustee fee

Advance Fund Annual fee

129,960	220,977
129,960	220,977
259,920	441,954
168,338	293,672

Closing Balance

Closing balance comprises as follows:

Advance trustee fee to ICB

Advance Fund Annual fee

9,306	4,680
159,032	288,992
168,338	293,672

31.12.2021	30.06.2021
Taka	Taka

10 Unit Capital Fund

Opening Balance

Add: Addition during the period

Less: Surrender During the period

190,098,900	190,098,900
-	-
190,098,900	190,098,900
-	-
190,098,900	190,098,900

As of 31 December 2021 the unit fund capital are comprised as follows:

Name of Investors	Unit Sales Price	Unit price	No. of Units	Amount in Taka	Amount in Taka
Bangladesh Development Bank Ltd	10	10	2,000,000	20,000,000	20,000,000
Delta Brac Housing Finance	10	10	250,000	2,500,000	2,500,000
Sadharan Bima Corporation	10	10	5,000,000	50,000,000	50,000,000
Janata Capital And Investment Ltd	10	10	100,000	1,000,000	1,000,000
Faisal Spinning Mills Ltd	10	10	500,000	5,000,000	5,000,000
NLI Securities Ltd	10	10	100,000	1,000,000	1,000,000
Investment Corporation of Bangladesh	10	10	1,450,000	14,500,000	14,500,000
Investment Corporation of Bangladesh	9.89	10	556,117	5,561,170	5,561,170
Mr. Reaz Uddin Ahmed	10.66	10	1,000	10,000	10,000
Mr. Khan Nazrul Islam Hannan	10.66	10	1,000	10,000	10,000
ICB Unit Fund	11.05	10	9,049,773	90,497,730	90,497,730
Mr. Al Amin Ahmed	12.32	10	500	5,000	5,000
Mr. Al Amin Ahmed	13.24	10	1,000	10,000	10,000
Mr. Al Amin Ahmed	10.12	10	500	5,000	5,000
Mr. Abu Saleh Abdul Muiz Shujan	13.81	10	181,029	1,810,290	
Total			19,190,919	191,909,190	190,098,900

11 Unit Premium/(Discount)

Opening Balance	9,446,869	9,446,809
Add: Addition during the period	689,720	
	10,136,589	9,446,869
Less: Adjust during the period	-	-
	10,136,589	9,446,869
	31.12.2021	30.06.2021
	Taka	Taka

Name of Investors	Unit Sales Price	Unit price	No. of Units	Amount in Taka	Amount in Taka
Investment Corporation of Bangladesh	9.89	10.00	556,117	(61,173)	(61,173)
Mr. Reaz Uddin Ahmed	10.66	10.00	1,000	660	660
Mr. Khan Nazrul Islam Hannan	10.66	10.00	1,000	660	660
ICB Unit Fund	11.05	10.00	9,049,773	9,502,262	9,502,262
Mr. Al Amin Ahmed	12.32	10.00	500	1,160	1,160
Mr. Al Amin Ahmed	13.24	10.00	1,000	3,240	3,240
Mr. Al Amin Ahmed	10.12	10.00	500	60	60
Mr. Abu Saleh Abdul Muiz Shujan	13.81	10.00	181,029	689,720	
Total			9,790,919	10,136,589	9,446,869

12 Retained earnings

Opening Balance	53,001,131	(38,793,777)
Add: Profit during the period	19,550,059	91,794,908
	72,551,190	53,001,131
Less: Dividend paid	29,465,330	-
	43,085,861	53,001,131

13 Other liabilities

Opening Balance	273,500	273,500
Add: Dividend Payable	29,465,330	-
	29,738,830	273,500
Less: Adjustment/Paid during the period (Note:13.1) Uncalimed Dividend Account	29,465,330	-
	-	-
Closing Balance (Note:13.2)	273,500	273,500

13.1 Adjustment Details

Dividend Paid	29,465,330	-
Vat Payable	-	-
	29,465,330	-

13.2 Closing balance comprises as follows:

Dividend Payable	-	-
Payable to CDBL	273,500	273,500
	273,500	273,500

13.3 The amount payable to asset manager on account of various day to day expenditure incurred against operation of the fund

14 Liabilities for expenditures

Opening Balance

Add: Addition during the period:

Management fee payable to asset manager
Custodial fee payable
Provision for TDS on Fixed Deposit and Bond
Audit fee payable

Less: Adjustment/Paid during the period

Closing Balance

(Note:14.1)

(Note:14.2)

1,443,932

950,722

2,697,419	4,650,129
119,272	194,280
-	707
8,696	28,750
2,825,387	4,873,866
2,800,411	4,369,156
1,468,908	1,455,432

14.1 Adjustment during the year:

Management fee payable to asset manager
Custodial fee payable
Provision for TDS on Fixed Deposit and Bond
Audit fee payable

2,669,178	4,186,173
116,233	147,070
-	20,913
15,000	15,000
2,800,411	4,369,156

14.2 Closing balance comprises as follows:

Management fee payable to asset manager
Custodial fee payable
Provision for TDS on Fixed Deposit and Bond
Audit fee payable

1,358,177	1,329,936
85,441	82,402
515	515
24,775	31,079
1,468,908	1,443,932

15 Net Asset Value (NAV) per unit

At Market value

Total Equity fund
Retained Earning
Unit Premium/(Discount)
Unrealized Gain from Investment
Net worth/asset of the fund (A)

Number of outstanding units (B)

Net asset value per unit (A/B) at market price

191,909,190	190,098,900
43,085,861	53,001,131
10,136,589	9,446,869
18,830,538	7,808,553
263,962,178	268,164,005
19,190,919	19,009,890
13.75	13.70

At Cost value

Total Equity at market value
Unrealized loss/(Gain) from Investment
Net worth/asset of the fund (C)

Number of outstanding units (D)

Net asset value per unit (C/D) at cost price

263,962,178	268,164,005
(18,830,538)	(7,808,553)
245,131,640	252,546,900
19,190,919	19,009,890
12.77	13.29

16 Provision for investment

Opening balance
Add: Addition during the period

Less: Adjust during the period

-	25,459,539
-	(25,459,539)
-	-
-	-
-	-

31.12.2021	01.07.2020- 01.06.21
Taka	Taka

17 Interest Income

Interest from bank account no 122 of SEBL
Interest from bank account no 249 of SEBL
Interest from bank account no 273 of SEBL
Interest from bank account no 166 of SEBL
Interest from bank account no 042 of SEBL
APSCLBOND
Interest from FDR
Total Interest Income

25,338	86,877
17,087	74
10	50
567,265	526,986
7	45
-	(16,667)
-	291,521
609,707	888,885

18 Investment income

Capital gain from investment in marketable securities
Dividend income from investment in marketable securities

16,768,332	38,132,315
5,741,250	8,105,645
22,509,582	46,237,960

A schedule of detailed investment income from listed marketable securities is given in Annexure - B

19 Bank Charges

Bank charges and excise duty

36,611	40,585
---------------	---------------

20 Other Operating Expenses

BO account annual charge
Bidding Charge
TDS on FDR Interest
Excise Duty
Newspaper Publication expenses

450	800
18,000	42,000
-	14,258
-	25,000
65,200	130,700
83,650	212,758

Peninsula AMCL BDBL Unit Fund One
Investment in Share Market
As on December 31, 2021

(Amount in Taka)

SECTOR	Instrument	Number of unit	Cost Price per unit	Total Cost Price	Market Price per unit	Total Market Price	Unrealized Gain/(Loss)	% of Holding	% of Sector
BANK	SBACBANK	97,096	10.00	970,960	15.20	1,475,859	504,899	0.56%	20.50%
	IFIC	1,134,900	18.56	21,064,921	16.90	19,179,810	(1,885,111)	7.22%	
	MERCANBANK	341,000	15.86	5,406,657	17.10	5,831,100	424,443	2.19%	
	BRACBANK	506,223	41.74	21,129,026	55.30	27,994,132	6,865,106	10.54%	
TELECOMMUNICATION	BSCCL	132,198	147.45	19,492,490	210.10	27,774,800	8,282,310	10.45%	20.20%
	GP	67,500	396.38	26,755,639	349.50	23,591,250	(3,164,389)	8.88%	
	ROBI	66,750	48.40	3,230,491	34.60	2,309,550	(920,941)	0.87%	
	IFADAUTOS	190,801	112.67	21,497,834	47.30	9,024,887	(12,472,947)	3.40%	
ENGINEERING	SINGERBD	7,600	174.10	1,323,177	169.60	1,288,960	(34,217)	0.49%	3.88%
	SHEPHERD	89,000	31.46	2,799,870	28.90	2,572,100	(227,770)	0.97%	
TEXTILE	IDLC Balanced Fund	512,819	9.75	5,000,000	12.67	6,497,417	1,497,417	2.45%	7.45%
	Capitec Popular Life Unit Fund	1,000,000	10.00	10,000,000	11.51	11,510,000	1,510,000	4.33%	
MUTUAL FUND	ICB Agrani Bank Mutual Fund	200,000	10.00	2,000,000	9.00	1,800,000	(200,000)	0.68%	24.66%
	BXPHERMA	137,543	129.19	17,768,754	192.70	26,504,536	8,735,783	9.98%	
PHARMACEUTICAL	ACI	88,950	303.17	26,966,921	285.40	25,386,330	(1,580,591)	9.55%	24.66%
	SQURPHAMA	19,599	243.48	4,771,879	214.30	4,200,066	(571,813)	1.58%	
FOOD & ALLIED	MARICO	4,100	2,361.88	9,683,715	2,301.00	9,434,100	(249,615)	3.55%	10.36%
	BATBC	43,300	351.12	15,203,505	635.60	27,521,480	12,317,975	10.36%	
				TOTAL:		215,065,839	18,830,538		

Note: We have invested in the following IPOs, which has not been started trading in share market yet:

Instrument	Taka
Union Insurance Limited	93,500
BD Thai Food and Beverage Limited	637,500
Union Bank Limited	21,400,000
Total	22,131,000

Total Investment at Market:

256,027,377

Peninsula AMCL BDBL Unit Fund One
Statement of Realized Gain/Loss and Dividend Income
For the period December 31, 2021

Capital Gain Statement

Date	Description	Quantity	Buy rate	Buy Value	Sell rate	Sell commission	Sell Value	Realised gain/loss	Sub Total
7-Jul-21	BERGER	1,350.00	1,777.32	2,399,376.60	1,766.99	7,156.31	2,378,280.69	(21,095.91)	37,101.40
7-Jul-21	BERGER	2,305.00	1,748.25	4,029,704.78	1,779.72	14,357.91	4,087,902.09	58,197.31	
7-Jul-21	SOURPHARMA	119,210.00	208.83	24,895,087.52	214.73	89,591.63	25,508,017.97	612,930.45	287,903.11
11-Oct-21	SOURPHARMA	90,000.00	243.48	21,912,807.32	240.71	75,822.61	21,587,779.99	(325,027.33)	
8-Jul-21	SEAPEARL	20,017.00	34.18	684,269.22	41.54	2,910.27	828,595.23	144,326.01	529,589.60
12-Jul-21	SEAPEARL	20,000.00	34.18	683,688.08	43.25	3,027.50	861,972.50	178,284.42	
9-Aug-21	SEAPEARL	21,000.00	34.18	717,872.48	44.20	3,248.35	924,851.65	206,979.17	
12-Jul-21	SONALILIFE	20,000.00	10.00	200,000.00	68.00	4,760.00	1,355,240.00	1,155,240.00	1,155,240.00
27-Jul-21	BATBC	1,000.00	351.12	351,120.20	566.52	1,982.81	564,533.59	213,413.39	
7-Sep-21	BATBC	3,400.00	351.12	1,193,808.68	641.61	7,635.11	2,173,825.89	980,017.21	1,579,205.47
14-Dec-21	BATBC	800.00	351.12	280,896.16	660.35	1,848.98	526,431.02	245,534.86	
29-Dec-21	BATBC	500.00	351.12	175,560.10	633.82	1,109.18	315,800.12	140,240.02	
27-Jul-21	BSCCL	3,000.00	145.96	437,889.08	181.16	1,902.22	541,587.78	103,698.70	
5-Aug-21	BSCCL	3,000.00	145.96	437,889.08	186.27	1,955.80	556,844.20	118,955.12	
19-Sep-21	BSCCL	3,800.00	145.96	554,659.50	214.00	2,846.20	810,353.80	255,694.30	1,468,242.13
14-Sep-21	BSCCL	3,800.00	145.96	554,659.50	212.27	2,823.17	803,796.83	249,137.33	
15-Sep-21	BSCCL	3,800.00	145.96	554,659.50	210.10	2,794.34	795,587.16	240,927.66	
16-Sep-21	BSCCL	3,800.00	145.96	554,659.50	215.02	2,859.73	814,205.07	259,545.57	
20-Sep-21	BSCCL	3,800.00	145.96	554,659.50	209.93	2,792.07	794,942.93	240,283.43	
5-Aug-21	BXPHARMA	4,000.00	134.77	539,089.89	191.05	2,674.70	761,525.30	222,435.41	
14-Sep-21	BXPHARMA	4,400.00	134.77	592,998.88	223.43	3,440.85	979,659.15	386,660.27	
15-Sep-21	BXPHARMA	4,400.00	134.77	592,998.88	222.40	3,424.96	975,135.04	382,136.16	
16-Sep-21	BXPHARMA	4,400.00	134.77	592,998.88	237.31	3,654.62	1,040,521.68	447,522.80	2,526,646.63
19-Sep-21	BXPHARMA	4,400.00	134.77	592,998.88	237.50	3,657.50	1,041,342.50	448,343.62	
20-Sep-21	BXPHARMA	4,400.00	134.77	592,998.88	234.40	3,609.80	1,027,760.20	434,759.32	
30-Sep-21	BXPHARMA	2,000.00	134.77	269,544.95	238.00	1,666.00	474,334.00	204,789.05	
26-Aug-21	SBACBANK	20,000.00	10.00	200,000.00	24.85	1,739.50	495,260.50	295,260.50	295,260.50
7-Sep-21	DBH	2,000.00	83.25	166,499.11	84.15	589.05	167,710.95	1,211.84	
8-Sep-21	DBH	43,000.00	83.25	3,579,730.84	85.08	12,804.77	3,645,700.73	65,969.89	138,474.04
14-Sep-21	DBH	10,000.00	83.25	832,495.55	86.45	3,025.72	861,464.28	28,968.73	
15-Sep-21	DBH	20,182.00	83.25	1,680,142.51	85.65	6,049.81	1,722,466.09	42,323.58	
14-Sep-21	IDLC	20,000.00	67.22	1,344,497.72	72.33	5,062.75	1,441,437.25	96,939.53	
15-Sep-21	IDLC	15,000.00	67.22	1,008,373.29	71.90	3,774.75	1,074,725.25	66,351.96	
16-Sep-21	IDLC	48,500.00	67.22	3,260,406.97	72.59	12,322.71	3,508,452.09	248,045.12	
19-Sep-21	IDLC	14,957.00	67.22	1,005,482.62	74.28	3,888.52	1,107,118.28	101,635.66	613,496.41
20-Sep-21	IDLC	10,000.00	68.23	682,274.98	72.90	2,187.00	726,813.00	44,538.02	
21-Sep-21	IDLC	15,000.00	68.23	1,023,412.48	72.07	3,243.30	1,077,856.70	54,444.22	
6-Oct-21	IDLC	105,756.00	68.23	7,215,467.33	68.45	21,716.17	7,217,009.23	1,541.90	

14-Sep-21	LHBL		7,600.00	62.67	476,255.62	74.90	1,992.34	567,247.66	90,992.04	
15-Sep-21	LHBL		7,600.00	62.67	476,255.62	75.20	2,000.32	569,519.68	93,264.06	
16-Sep-21	LHBL		7,600.00	62.67	476,255.62	77.00	2,048.20	583,151.80	106,897.18	
19-Sep-21	LHBL		7,600.00	62.67	476,255.62	75.10	1,997.75	568,788.05	92,532.43	6,211,700.57
20-Sep-21	LHBL		7,600.00	62.67	476,255.62	77.10	2,050.86	583,909.14	107,653.52	
26-Sep-21	LHBL		360,000.00	62.67	22,559,476.72	78.42	98,804.48	28,131,045.72	5,571,569.00	
27-Sep-21	LHBL		7,532.00	62.67	471,994.39	82.71	2,180.38	620,786.72	148,792.33	
16-Sep-21	LANKABFIN		267,500.00	43.78	11,710,239.79	43.90	41,099.73	11,701,679.47	(8,560.32)	
19-Sep-21	LANKABFIN		1,385.00	43.78	60,630.59	44.70	216.68	61,692.82	1,062.23	(185,726.64)
20-Sep-21	LANKABFIN		66,115.00	43.78	2,894,289.73	44.10	10,204.85	2,905,466.65	11,176.92	
22-Sep-21	LANKABFIN		200,000.00	43.78	8,755,319.47	42.98	30,086.00	8,565,914.00	(189,405.47)	
7-Oct-21	ROBI		66,750.00	48.32	3,225,385.59	43.10	10,069.24	2,866,855.76	(358,529.83)	
1-Nov-21	SHEPHERD		10,000.00	31.46	314,592.18	35.65	1,247.79	355,262.21	40,670.03	
30-Nov-21	ACMEPL		14,851.00	10.00	148,510.00	33.90	1,762.07	501,686.83	353,176.83	
1-Dec-21	ACMPL		14,852.00	10.00	148,520.00	35.00	1,819.37	518,000.63	369,480.63	722,657.46
30-Nov-21	BRACBANK		4,340.00	41.74	181,145.41	54.70	830.89	236,567.11	55,421.70	
28-Dec-21	BRACBANK		10,000.00	41.74	417,385.73	53.80	1,883.00	536,117.00	118,731.27	
29-Dec-21	BRACBANK		20,000.00	41.74	834,771.46	54.13	3,788.75	1,078,711.25	243,939.79	
30-Dec-21	BRACBANK		10,000.00	41.74	417,385.73	55.10	1,928.50	549,071.50	131,685.77	549,778.53
5-Dec-21	SKICL		8,988.00	10.00	89,880.00	72.00	2,264.98	644,871.02	554,991.02	1,156,622.99
6-Dec-21	SKICL		8,989.00	10.00	89,890.00	77.20	2,428.83	691,521.97	601,631.97	
Total Capital Gain:									16,768,332.41	16,768,332.41

STATEMENT OF CASH DIVIDEND

Date	Description	Amount
12-Aug-21	IDLIC BALANCED FUND CASH DIVIDEND	769,228.50
22-Aug-21	CAPITEC CASH DIVIDEND	1,500,000.00
29-Aug-21	GP CASH DIVIDEND	843,750.00
23-Sep-21	ICBAGRANI CASH DIVIDEND	140,000.00
11-Nov-21	BSCCL CASH DIVIDEND	489,132.60
16-Nov-21	BATBC CASH INTERIUM DIVIDEND	557,500.00
18-Nov-21	ACI CASH DIVIDEND	545,675.00
21-Nov-21	IFADAUTOS CASH DIVIDEND	209,881.10
22-Nov-21	BXPHERMA CASH DIVIDEND	425,400.50
22-Nov-21	SQUAREPHARMA CASH DIVIDEND	117,594.00
24-Nov-21	SHEPHARD CASH DIVIDEND	22,250.00
29-Sep-21	SBACBANK CASH DIVIDEND	38,838.40
13-Dec-21	MARICO CASH DIVIDEND	82,000.00
	Total Dividend Income:	5,741,250.10
	Total Investment Income:	22,509,582.51